



Co-funded by the
Erasmus+ Programme
of the European Union



IPER

ICT to promote Cultural Heritage

DELIVERABLE DESCRIPTION

Report on Project Development

Questionnaire on Project Development – IPER

2018-1-ES01-KA202-050246

A self-administer questionnaire¹ has been used by project partners as a general tool to reflect on some general aspects of project development and the role of partners, on the communication flow and on the overall added value of the activities developed throughout the project.

The abovementioned questionnaire aimed to collect project partners' views on the key evaluation domain referring to the project development:

- General aspects of the project development and the role of the partners
- Communication flows
- Dissemination and valorization
- Quality of results

Taking into account the following addressed dimensions [Overall rating: 1 (Low) - 2 (Moderate) - 3 (Sufficient) - 4 (Quite well) - 5 (Excellent)], 4-5 score answers for each evaluated item will be considered satisfactory, being the optimum above 75%.

As data showed, one partner answered 3 score punctuation to most of the questions and CCIS considered it as a threat for the project and a risk for the active participation for the development and for the work of the other partners.

-> Mitigation measures – CCIS has directly contacted by mail that partner asking for explanations about such answers and suggestions to improve that points.

-> Status – We attached at the end of this document the feedback of the partner.

Name of the risk	Negative Impact					Probability					Level of risk		
	Ratings ²												
	1	2	3	4	5	1	2	3	4	5	Serious	Major	Moderate
Low satisfaction of the partner			X				X						X

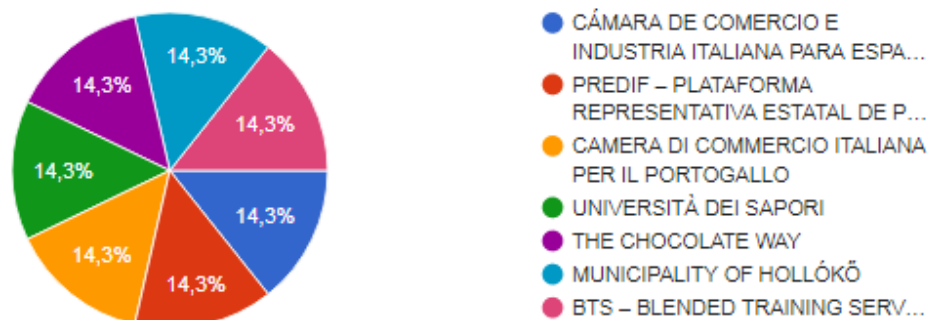
Table of the risk

¹ https://docs.google.com/forms/d/e/1FAIpQLSe4grPYSUEUftWV0wj-QcZBKkYRzCjLDtTOhdOQn6cKwhxAhA/viewform?usp=sf_link

² Overall rating: 1 (Low) - 2 (Moderate) - 3 (Sufficient) - 4 (Quite well) - 5 (Excellent)

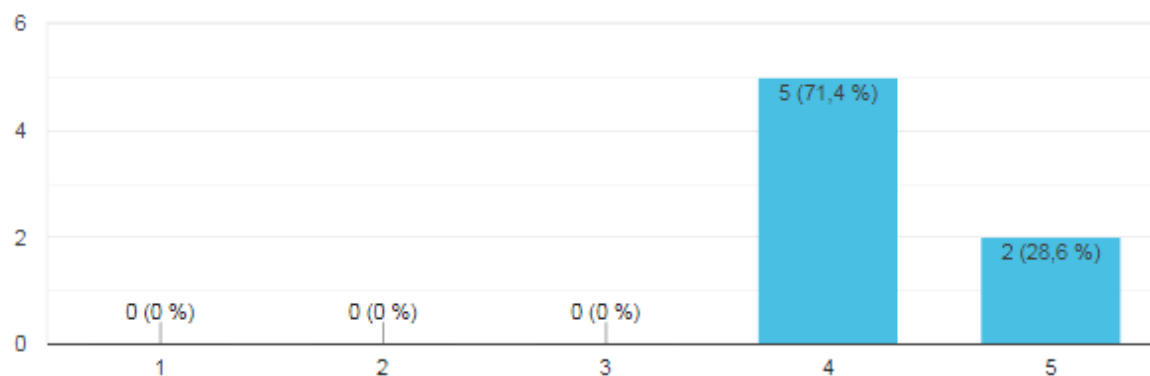
The key outcomes of this evaluation are the following:

Project Partners



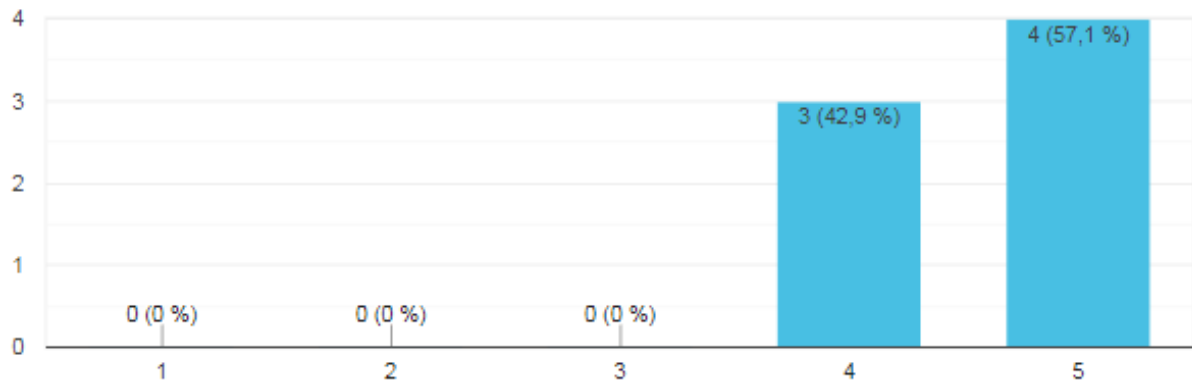
a) Project advancement

Project (i.e. scheduling task assignment, work process & deadline monitoring, etc.)



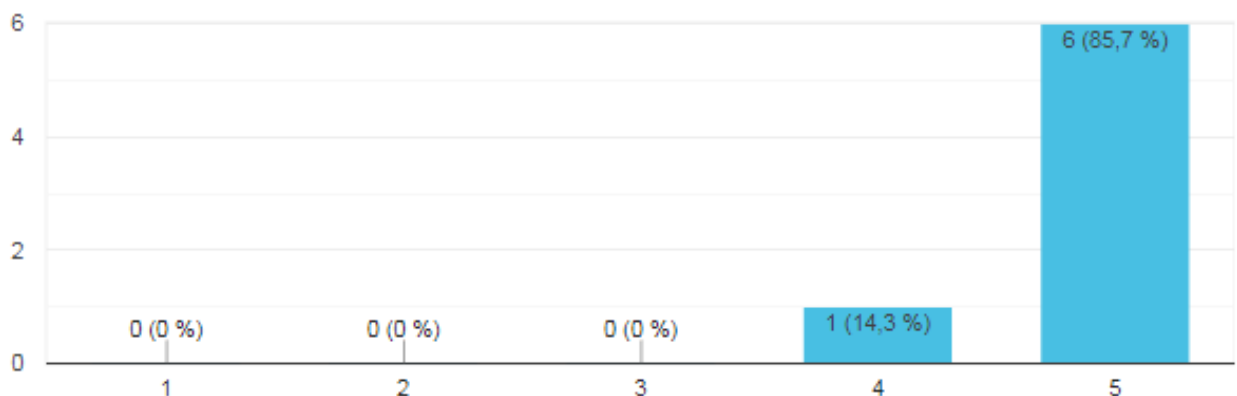
The general evaluation of the project management is positive: the score varies between 4 and 5 points.

Governance (i.e. decision making, consultation and problem solving)



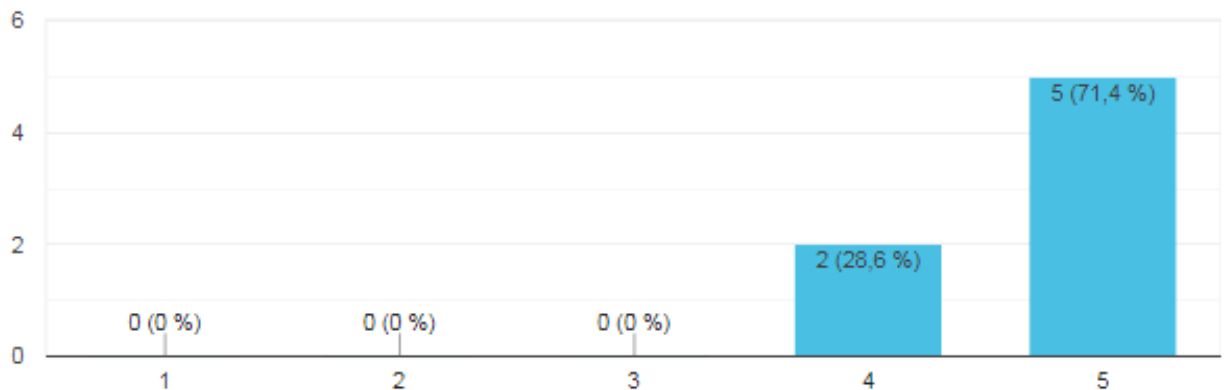
The participants gave a high score to the governance of the project too: approximately 57% chose 5 while the other 43% chose 4.

Handling of coordination meeting



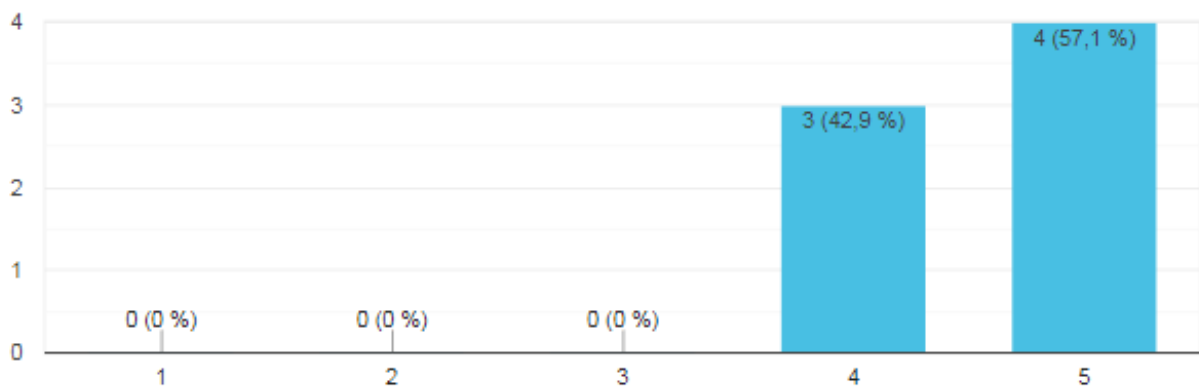
The handling of coordination meeting is really positive: almost all the participants (85,7%) assigned a score of 5 points.

Overall adjustment and alignment of the project partnership



A positive evaluation (between 4 and 5) is given also to the overall adjustment and alignment of the project partnership.

Organization effectiveness of the project partnership



The organization effectiveness of the project partnership is evaluated in a positive way by all the partners: the score varies between a score of 4 and 5.

Please comment on the PROJECT ADVANCEMENT in general:

The project is very inspiring, sometimes I have problem with understanding, since my English is not good enough.

The progress of the project is being focused with the objective of useful and sustainable results
Quite well

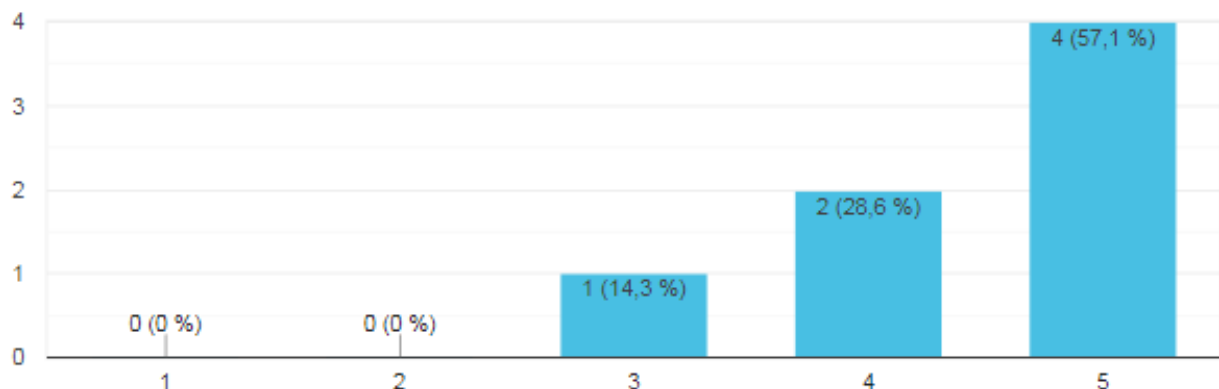
There is still plenty of work to do, but the partnership is strong and the objectives that were defined are clear and achievable
excellent.

The collaboration between partners has being highly positive. believe that should be more regular online meetings to discuss progress and support between partners and also sharing of best practices and good examples to agile the necessary tasks.

Siamo in un punto decisivo rispetto alla buona uscita del progetto

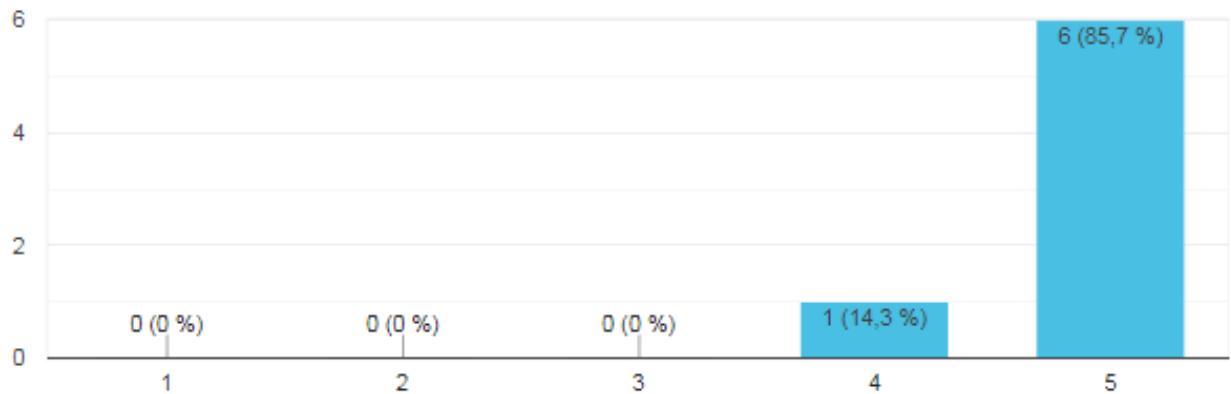
b) Communication

Communication among the project partners



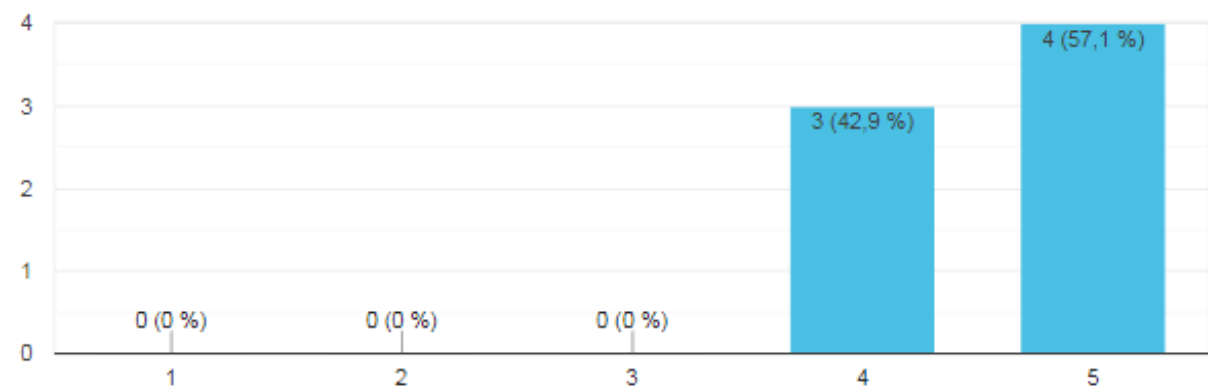
Concerning the communication among the project partners, the evaluation is quite positive: more of the half of the score is the maximum of 5 points (57,1% of the participants), while the remaining participants opted for a lower score (4 points) and only one chose a 3-points-score.

Feedback from the project coordinator to questions and problems



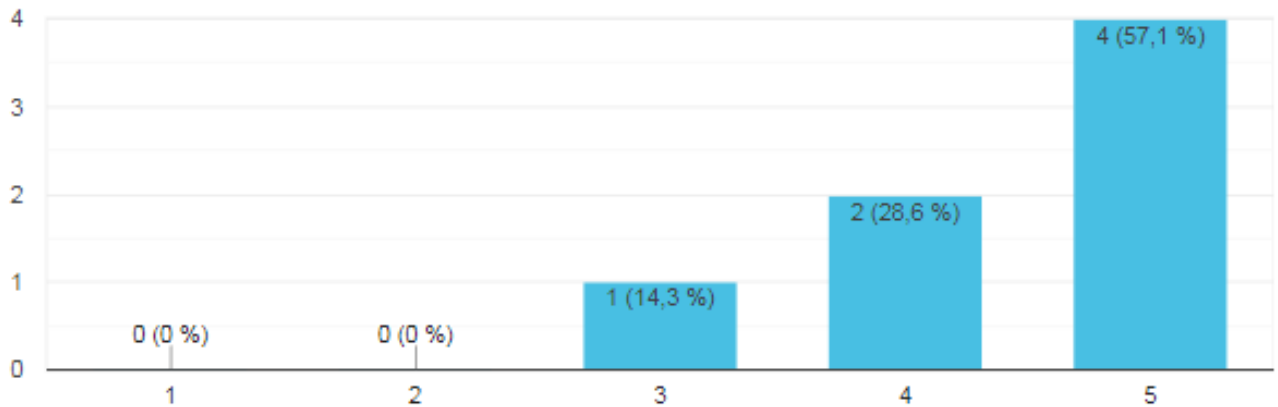
The general evaluation of the feedback from the project coordinator to questions and problems is positive: six of the participants opted for the 5-points-score and only one for a 4-points-score.

Feedback from the partners coordinating a specific work phase to questions and problems



The feedback from the partners coordinating a specific work phase to questions and problems is high: approximately 57% of participants gave a score of 5 points, while the remaining 43% evaluated it with a score of 4.

Technical performance of internal communication flow (e.g. through e-mail, website)



The evaluation of technical performance of internal communication flow is positive: six of the participants chose a score of 4 or 5, while only one person gave a score of 3 points.

Please comment on the COMMUNICATION in general:

I think we are a good team :)

The communication between the partners is proving very fluid since the relations within the consortium have been strengthened

excellent

I haven't encountered major communication issues so far

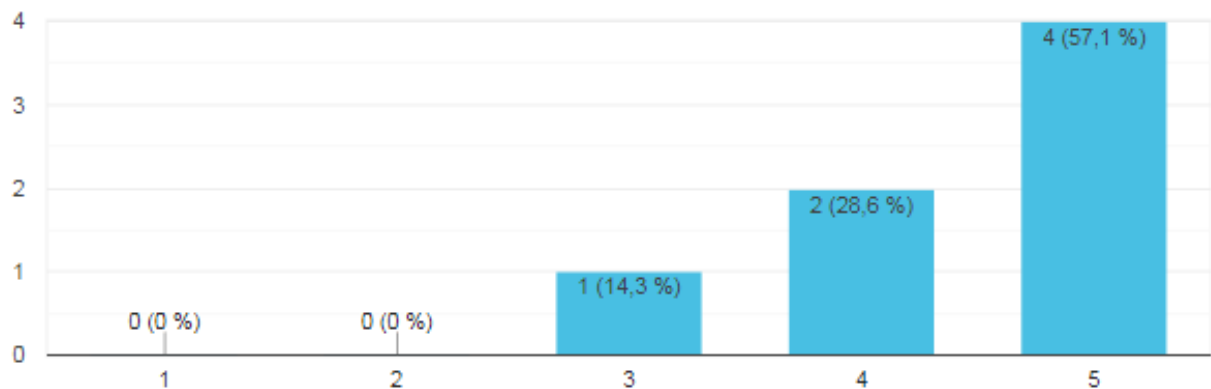
excellent

More regular online meeting (shorter and precise) and a more guided how/what to do.

Dobbiamo avere più contenuti per comunicare meglio

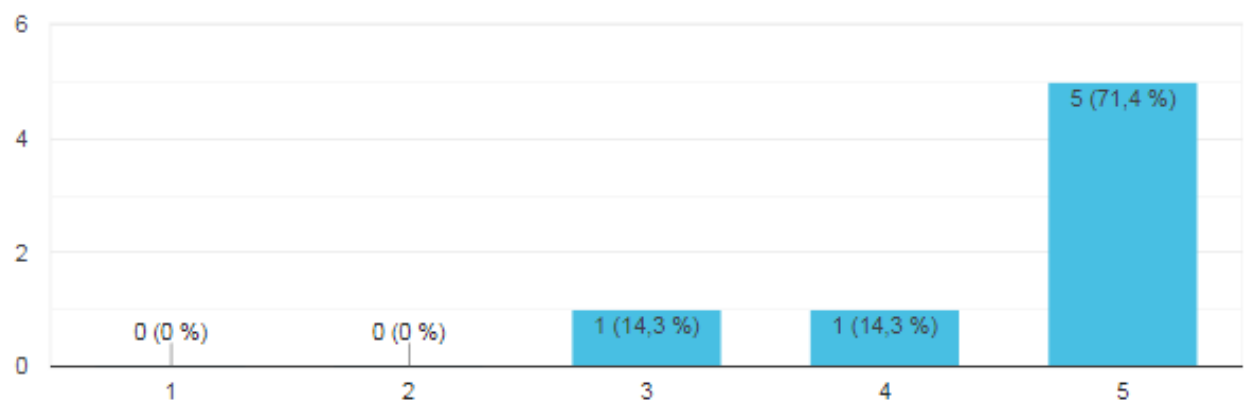
c) Dissemination and exploitation

Dissemination plan (e.g. activities, instruments, methods, responsibilities, local and project level, etc.)



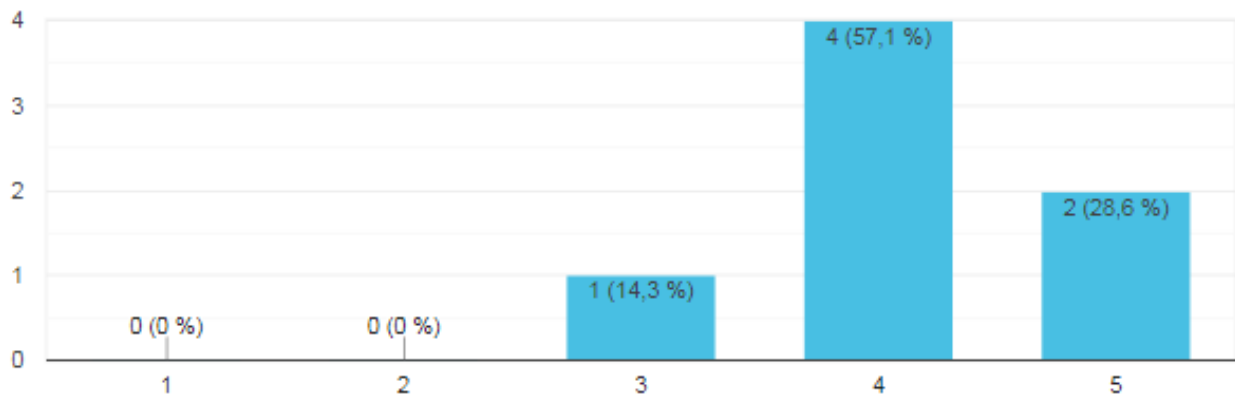
The evaluation of the dissemination plan is fairly positive: approximately 57% of the participants opted for a maximum score of 5 points, while 29% gave a score of 5 points and only 14% gave a lower score of 3 points.

Developed dissemination instruments (e.g. project logo, leaflets, website, articles, etc.)



The evaluation of the development of dissemination instruments (such as the project logo, the leaflets, the website and the articles) is very positive, with a 70% of participants gave the maximum score.

Impact of dissemination activities



The impact of the dissemination activities is evaluated positively, with an average score of 4 points (approximately 57% of the participants), while a smaller group of participants opted for a higher (5 points) or lower (3 points) score.

Please comment on the DISSEMINATION AND EXPLOITATION in general:

Dissemination is useful in everyday work

The dissemination phase is not yet an essential part of the work but the tools are being created

Quite well.

This is a key activity and we have to make sure it will be developed in the best possible way

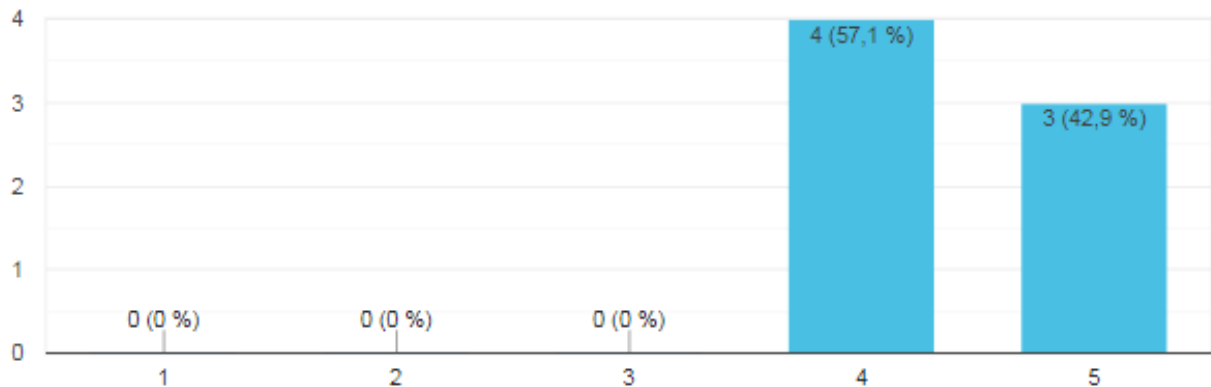
More stakeholders to be involved

We need to think of more frequent posts and a dissemination strategy.

Ancora dobbiamo avere dei contenuti definiti per comunicare meglio

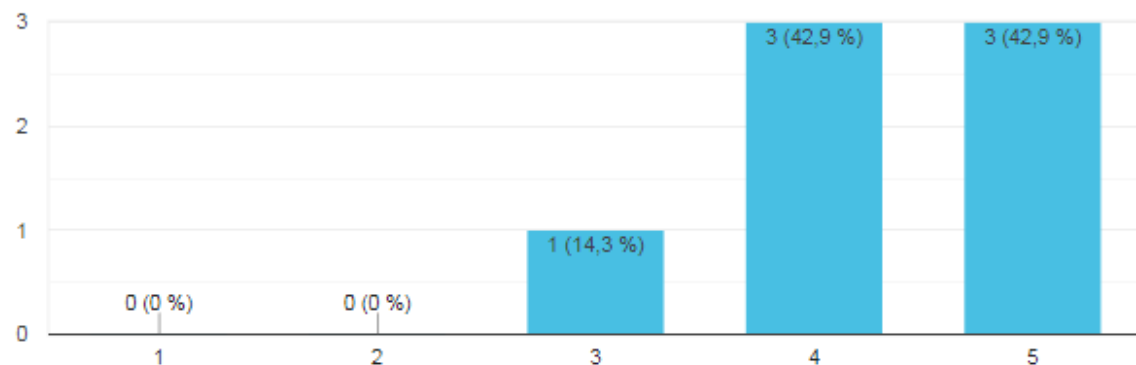
d) Quality of results

Overall match between initially set objectives and results



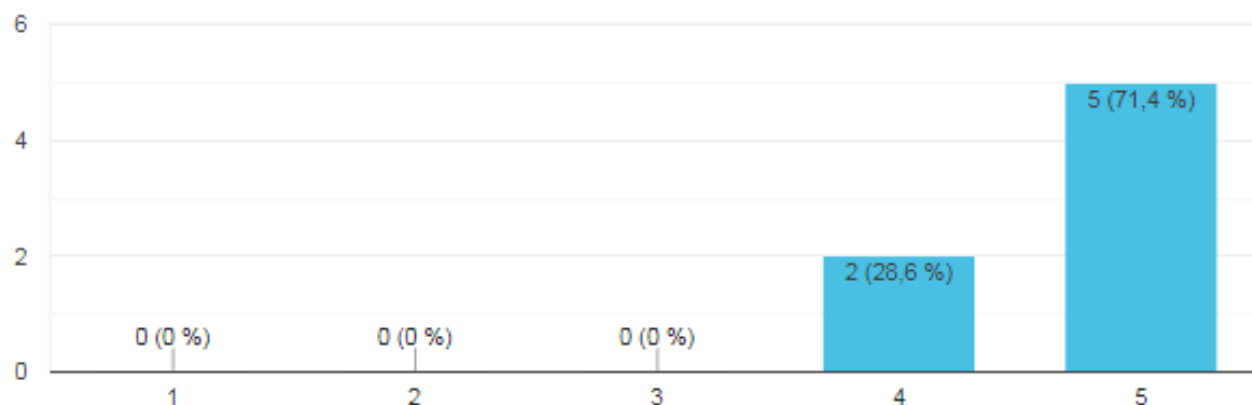
The evaluation of the overall match between the initial set of the objectives and their results is positive, with an average score of 4 points (approximately 57% of the participants) and another average of participants opting for a higher (5 points, 43% of the participants).

Overall integration of results in the partner's activities



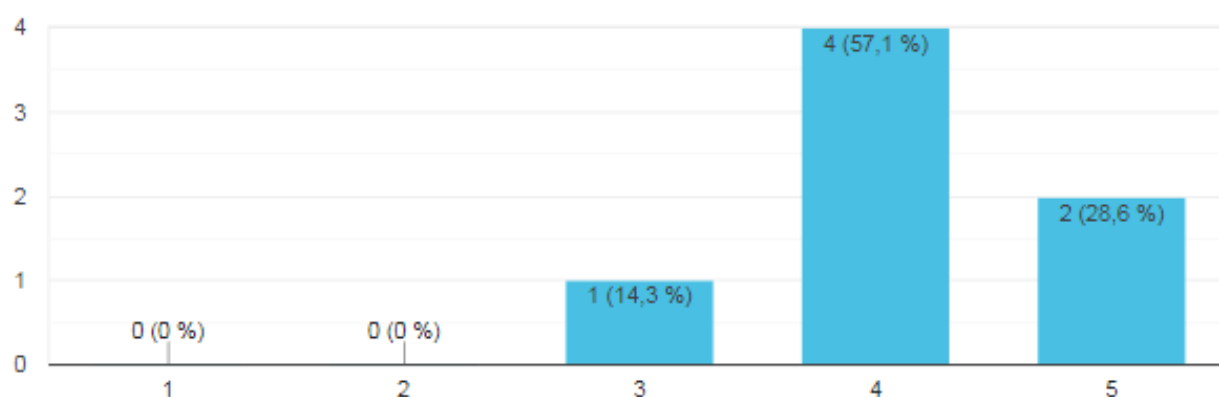
The evaluation of the overall integration of results in the partner's activities is positive, with approximately 43% of participants giving a score of both 4 and 5 points each and only one giving a score of 3 (approximately 14% of participants) points.

Potential for transferability of the results in the daily activities



The average score of the potential for transferability of the results in the daily activities is of 5 points (approximately 71% of the participants), while the remaining 29% opted for a lower score (4 points).

Visibility of the project results in the Erasmus+ sector



The evaluation of the visibility of the results obtained an average score of 4 points (approximately 57,1% of the participants), while the remaining participants opted for a higher (5 points, 28,6% of participants) or lower (3 points, 14,3% of participants) score.



Please comment on the QUALITY OF RESULTS in general:

The results are hady in everyday work

We are waiting for a great quality of results

Quite well

There is room for enhancing the integration of the project in our daily activities

at the beginning little bit slow, now excellent

We don't have any feedback/data of the impact of the project outside the circle of the partners. We need to create clear and realistic objectives of what we want to achieve with our results.

Abbiamo la possibilità di sviluppare qualcosa di cui enti locali e mercato hanno veramente bisogno

Statisfaction Rate IPER Project Developement

Option	Very Dissatisfied	Dissatisfied	Neutral	Satisfied	Very Satisfied	Total
Answer score	1	2	3	4	5	
Number of answers	0	0	7	42	63	112
Value (Score x Answers)	0	0	21	168	315	504

Each answer choice, or column heading, within the satisfaction question is assigned a value starting from 1 to 5. We add together the total number of responses for the question. This total is then multiplied by the maximum value for the question's answer choices or column headings. The total of this equation gives us the Maximum Possible Value. This is the value we would have if all our respondents had chosen the highest level of satisfaction. To do this, the total number of times that each answer choice was selected is multiplied by the value assigned to that answer choice. The resulting total for each answer choice or column heading is then added together. This will give us the Actual Total Value.

By dividing the Actual Total Value with the Maximum Possible Value and then multiplying by 100 we get a percentage Value.

Satisfaction Rate: $(504 / 560) \times 100 = 90 \%$

i

ⁱ The European Commission support for the production of this publication does not constitute an endorsement of the contents which reflects the views only of the authors, and the Commission cannot be held responsible for any use which may be made of the information contained therein.



IPER

Performance Indicators

Co-funded by the
Erasmus+ Programme
of the European Union



Quantitative indicators				
	Performance Indicators	Planned	Status	
			At mid term (20-09-2019)	At the end M24 17-12-2020
A	Trainees attending VET Courses	1000 trainees	Still not started	
B	Total of the participants final dissemination ¹	140 users/stakeholders	Still not started	
C	Followers on social networks accounts	140 followers	78 followers	
	N^ of contacts reached by email	250 contacts	196 contacts	
D	Memorandum of Understanding	Signed by 3 organizations x partner	In progress	
E	Case studies	15 from 4 EU countries	In progress	



IPER

Performance Indicators

Co-funded by the
Erasmus+ Programme
of the European Union



Qualitative indicators				
	Performance Indicators	Planned		Satisfaction Rate
	Meeting evaluation	+50% positive	satisfactory	KOM Lisbon 98.37% optimum Meeting1 Holloko 95.36% optimum
	Project progress evaluation			90% optimum
	Multiplier events	+75%	optimum	M24
	Outputs evaluation (questionnaires, focus group, brainstorming, other)			In progress



IPER

Performance Indicators

Co-funded by the
Erasmus+ Programme
of the European Union



	Pilot testing of the training system (open source tool by ISKME)	<ul style="list-style-type: none"> -Quality of explanation of the subject - Utility of materials - Quality of Assessment -Technological interactivity 	3: Superior 2: Strong 1: Limited 0: Very Weak/None	
		<ul style="list-style-type: none"> -Instructional Tasks and Practice Exercises -Deeper learning -Accessibility 	+50% of 2/3 - satisfactory +75% optimum	